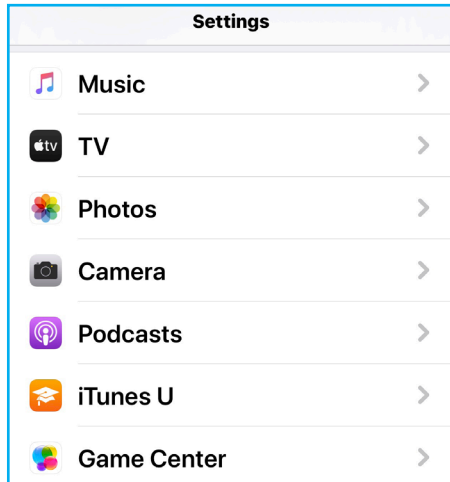


SET 4 SUCCESS

smartphone settings

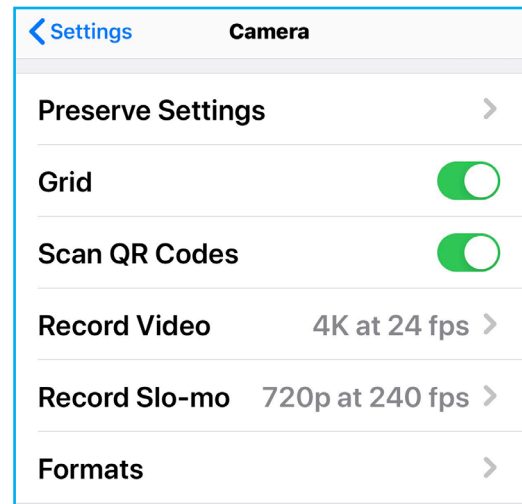
SET UP FOR APPLE DEVICES

1 Open **Settings**.



2 Scroll down to **Camera**.

- Select **Camera**
- Turn on **Grid**
- Turn off **Auto HDR**
- Turn on **Keep Normal Photo**
- Select **Formats**



3 In **Formats**, choose **Most Compatible**.

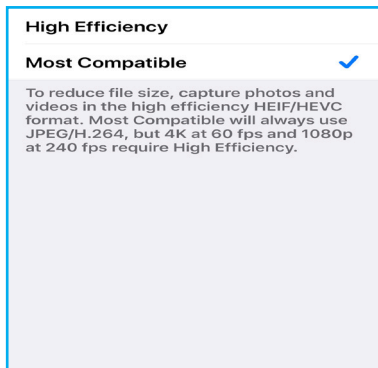


PHOTO TIPS

- Use your legs instead of digital zoom
- Set camera's focus by tapping on the screen
- Use natural light instead of your flash
- Use portrait mode to control distracting backgrounds
- Don't add filters or edit image
- Don't shoot subject in front of a window
- If shooting outdoors, place subject in the shade
- Hold the camera straight; don't tilt